



# Forum Hospital Value Dashboard: Beta Launch

Gloria Sachdev, BS Pharm, PharmD

President and CEO, Employers' Forum of Indiana



# Thank You Hospital Value Report Work Group!

## Employers

1. **Cody Adams**, Senior Consultant of Employee Engagement, Roche Diagnostics
2. **Kim Conrad**, Director of Human Resources, Ashley Industrial Molding
3. **Austin Couch**, Director of Human Resources, Fort Wayne Community Schools
4. **Renee Naylor**, Global Health and Wellness Clinical Consultant, Cummins
5. **Shelley Stewart**, retired, Exec Dir Global Health & Wellbeing, Cummins Inc.

## Providers

6. **Rebecca Adkins**, System Director Population Health, St. Vincent
7. **Dave Lippincott**, President, Suburban Health Organization
8. **Julia Renno**, Healthcare Executive, Fort Wayne Medical Oncology and Hematology

## Benefit Consultant

9. **Kevin Burns**, Managing Partner, The DeHayes Group

## Health Plan

10. **Shawn Gibbons**, Vice President of Development, Encore Health Network

CELEBRATING OUR



2001 - 2021

# Hospital Value Dashboard BETA LAUNCH

The beta HVD version will be available to select users from November 9, 2021 to March 2022. This version displays information from the following 3 public data sources:

1. **RAND 3.0** Hospital Price Transparency Study, noting hospital relative commercial prices paid for 3112 hospitals in the U.S.
2. **National Academy of State Health Policy (NASHP) Hospital Cost Tool**, noting hospital commercial breakeven price for 113 Indiana hospitals
3. **Center for Medicare and Medicaid Services (CMS) Overall Hospital Quality Star Rating**, noting quality for over 5000 hospitals in the U.S. This data is updated quarterly.

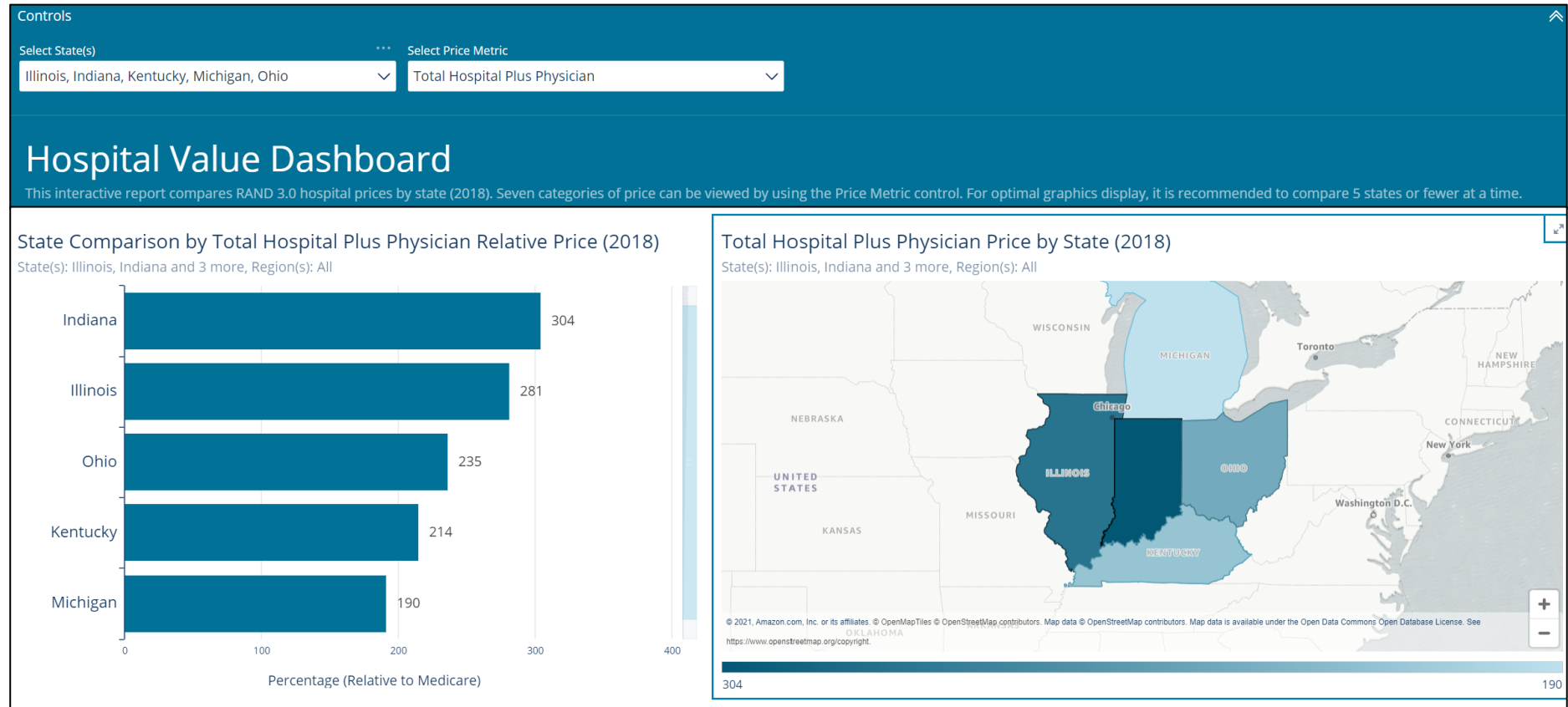
In addition, **Quantros/Healthcare** Bluebook hospital quality data from 2020 for 39 clinical categories for over 3000 hospitals in the U.S. will be available upon request for Employers' Forum of Indiana members only.

CELEBRATING OUR



2001 - 2021

# State Tab: Filter by State and 7 RAND Price Metrics

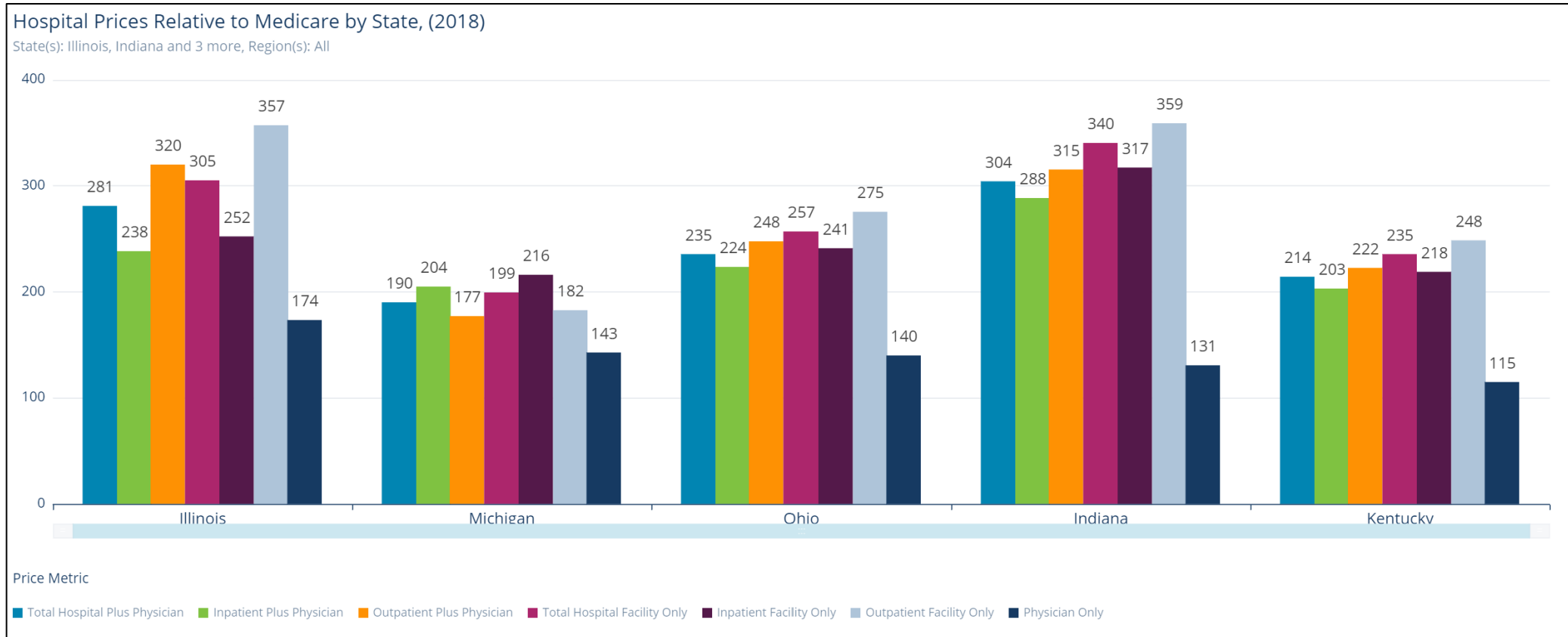


CELEBRATING OUR



2001 - 2021

# State Tab: RAND 3.0 Prices

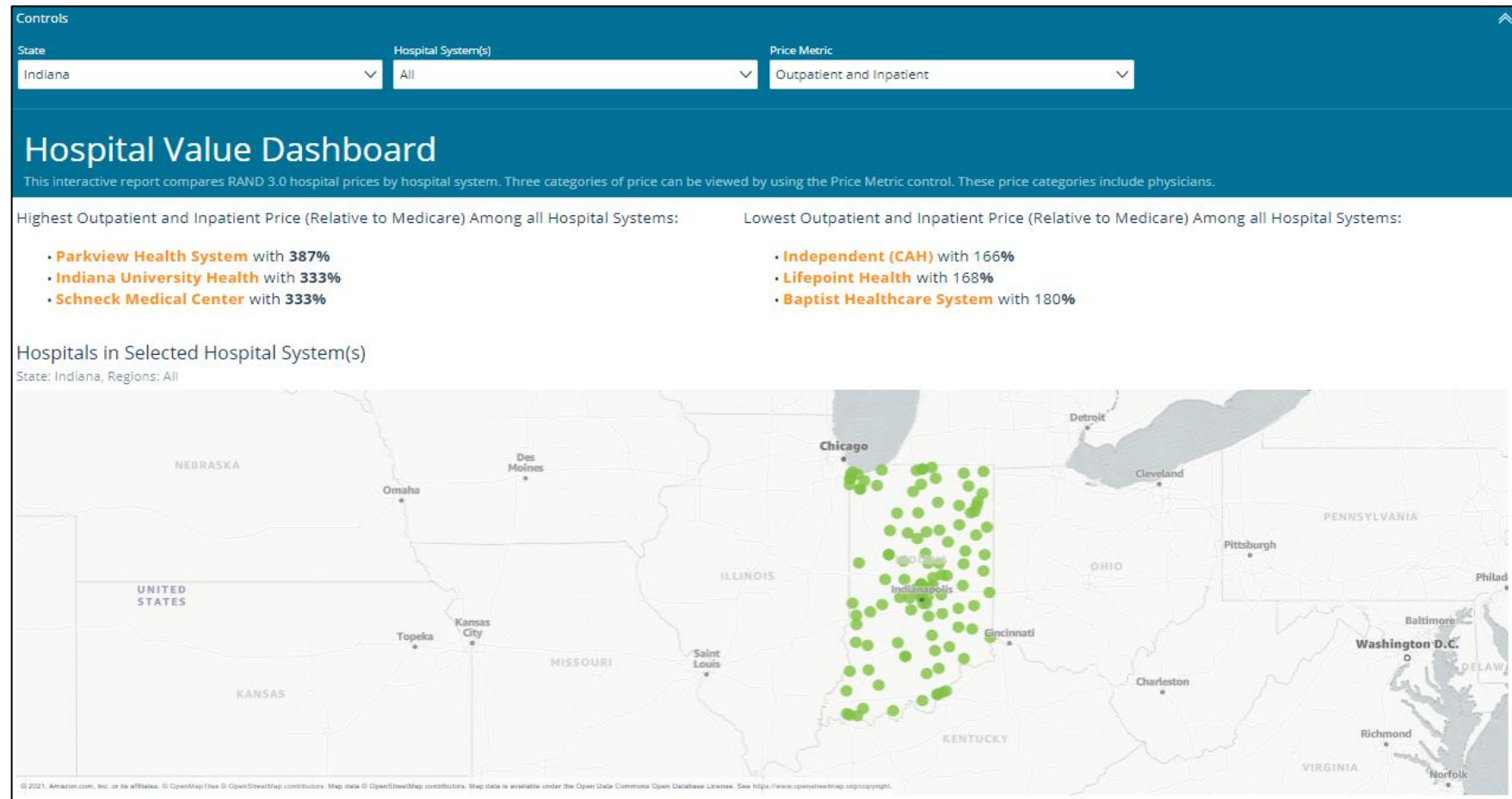


CELEBRATING OUR



2001 - 2021

# Hospital System Tab: Filter by State, Hospital System and RAND Price Metrics

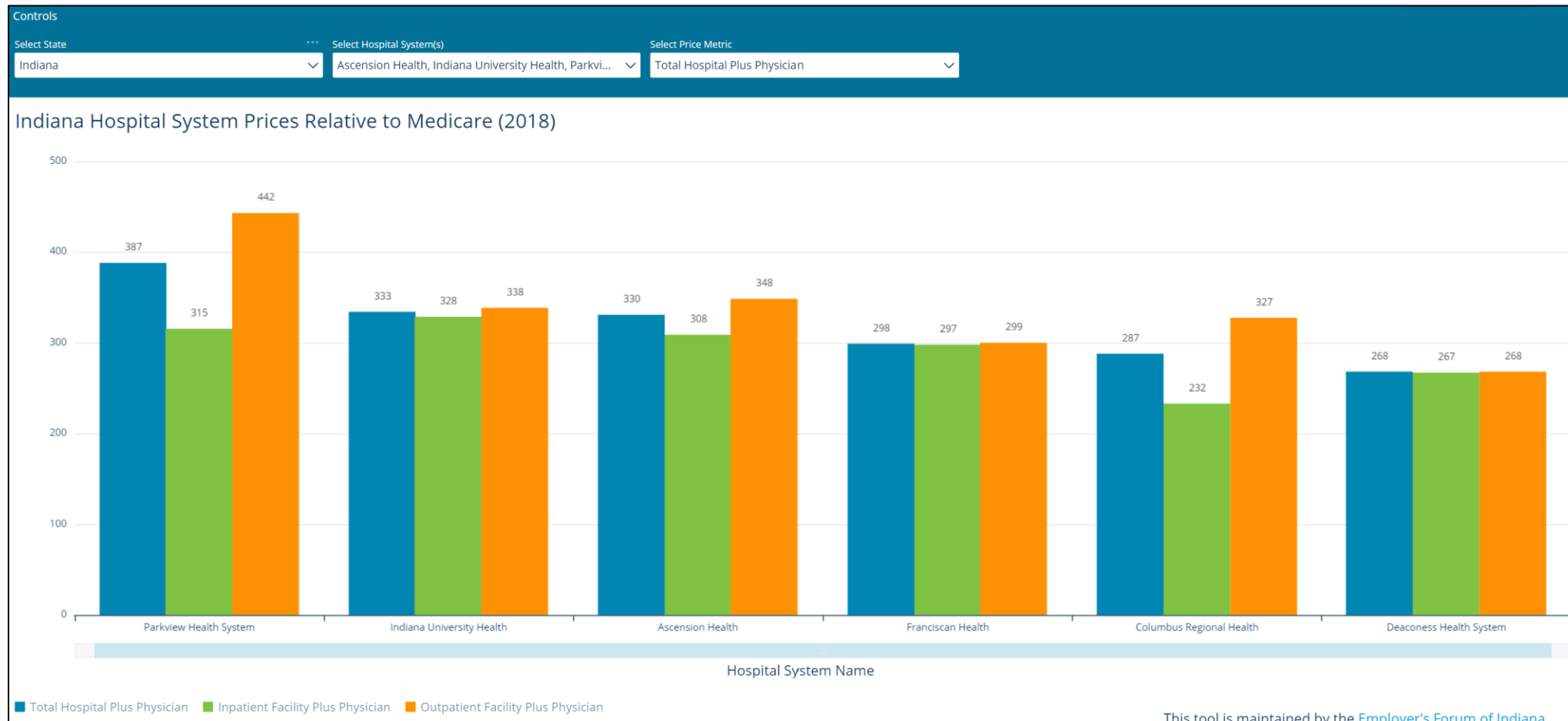


CELEBRATING OUR



2001 - 2021

# Hospital System: RAND Data for 3 Price Metrics



This tool is maintained by the [Employer's Forum of Indiana](#).

CELEBRATING OUR



2001 - 2021

# Hospital: Filter by State, Regions and Hospital Name on RAND price paid, NASHP price to breakeven, and CMS quality



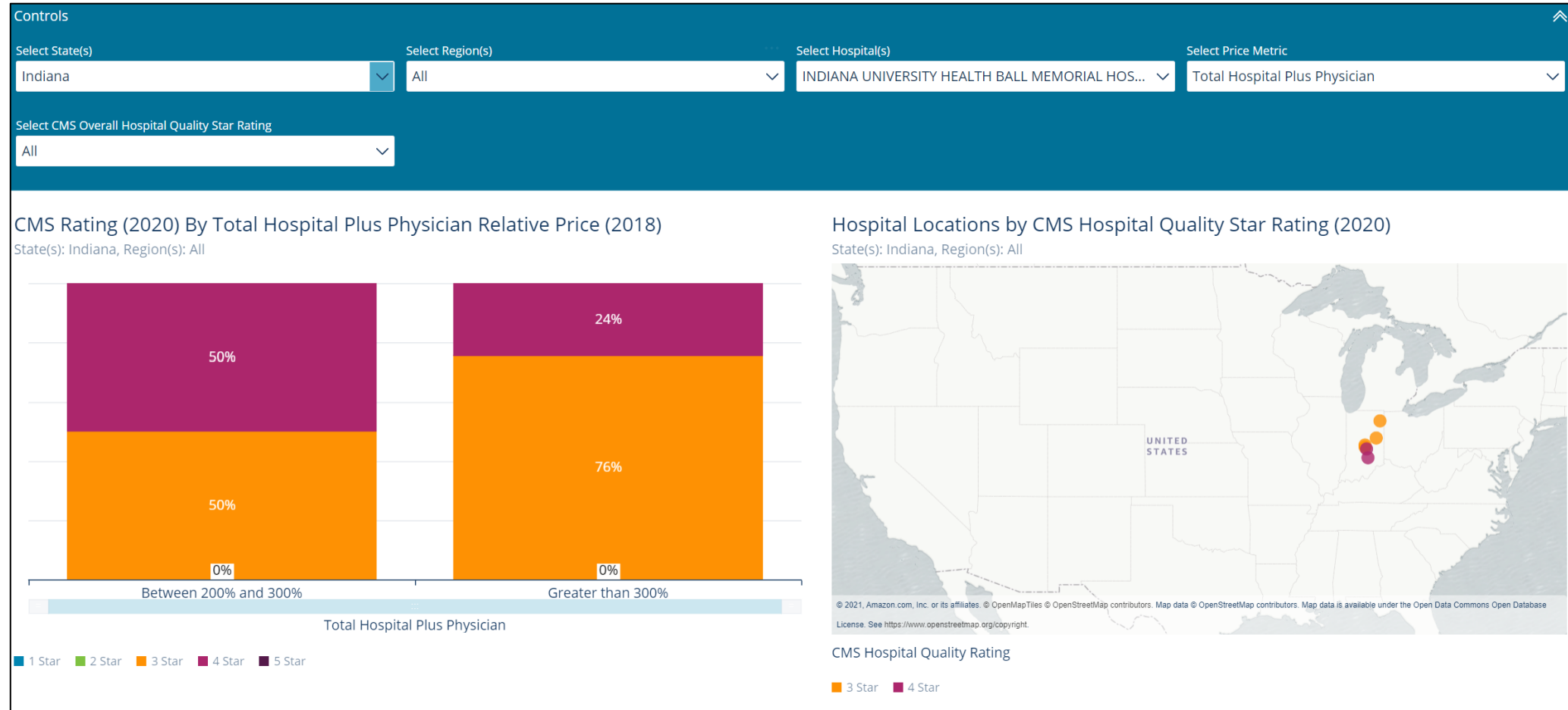
CELEBRATING OUR



2001 - 2021



# Hospital: filter by CMS Overall Hospital 5-Star Rating



CELEBRATING OUR



2001 - 2021

# Hospital: Table with customizable search results

Hospital Prices (2016-2018), Breakeven Price (2019), and Quality Score (2020)

State(s): Indiana, Region(s): All

RAND 3.0

NASHP

CMS

Hospital Name	Hospital ID	State Name	Critical Access Hospital	Hospital Breakeven Price (%)	CMS Hospital Quality Star Rating	Total Hospital Plus Physician (%)	Inpatient Plus Physician (%)	Outpatient Plus Physician (%)	Total Hospital Facility Only (%)	Inpatient Facility (%)	Outpatient Facility (%)	Physician Only (%)
ASCENSION ST VINCENT HOSPITAL	150084	Indiana	No	142	3	325	302	354	357	324	403	130
COLUMBUS REGIONAL HOSPITAL	150112	Indiana	No	189	4	289	226	336	326	248	389	131
FRANCISCAN HEALTH INDIANAPOLIS	150162	Indiana	No	111	4	304	305	304	346	343	347	117
INDIANA UNIVERSITY HEALTH	150056	Indiana	No	106	3	350	336	372	377	353	416	164
INDIANA UNIVERSITY HEALTH BALL MEMORIAL HOSPITAL	150089	Indiana	No	126	3	286	274	299	317	298	339	124
PARKVIEW REGIONAL MEDICAL CENTER	150021	Indiana	No	305	3	394	306	465	452	335	558	125

CELEBRATING OUR



2001 - 2021

# EXPORT Option: Example PDF Report

CELEBRATING OUR

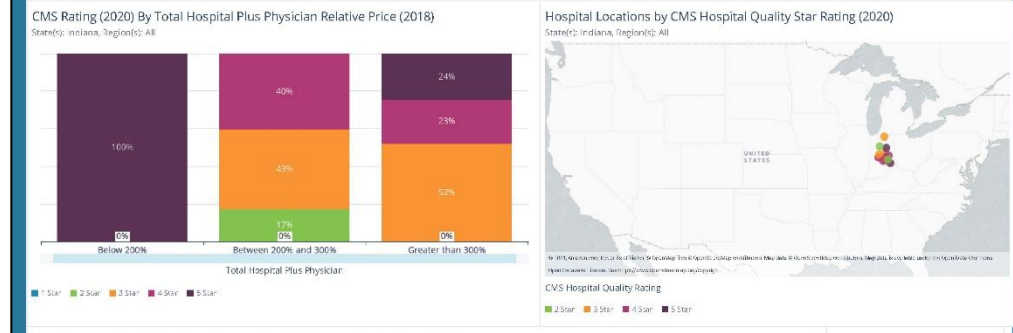
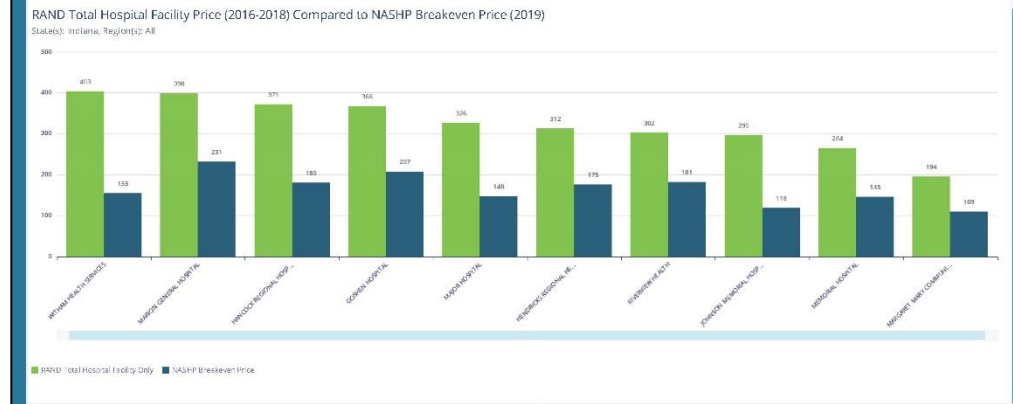


2001-2021

## Hospital Value Dashboard

This dashboard compares RAND 3.0 hospital inpatient and outpatient relative prices (2016-2018 averages), CMS Overall Star Ratings (2020), and NASHP Hospital Cost data (2019). For optimal graphics display, it is recommended to view one state at a time.

- The top 3 hospitals with the highest Total Hospital Plus Physician relative price are:
- MARION GENERAL HOSPITAL with 344%
  - WITHAM HEALTH SERVICES with 340%
  - HANCOCK REGIONAL HOSPITAL with 325%
- The bottom 3 hospitals with the lowest Total Hospital Plus Physician relative price are:
- MARGARET MARY COMMUNITY HOSPITAL INC with 179%
  - MEMORIAL HOSPITAL with 235%
  - JOHNSON MEMORIAL HOSPITAL with 258%



Hospital Prices (2016-2018), Breakeven Price (2019), and Quality Score (2020)

State(s): Indiana, Region(s): All

Hospital Name	Hospital ID	State Name	Critical Access Hospital	Hospital Breakeven Price (%)	CMS Hospital Quality Star Rating	Total Hospital Plus Physician (%)	Inpatient Plus Physician (%)	Outpatient Plus Physician (%)	Total Hospital Facility Only (%)	Inpatient Facility (%)	Outpatient Facility (%)	Physician Only (%)
GOSHEN HOSPITAL	150026	Indiana	No	207	3	322	306	337	386	360	372	199
HANCOCK REGIONAL HOSPITAL	150037	Indiana	No	180	4	325	220	357	371	341	413	133
HEVDRICKS REGIONAL HEALTH	150005	Indiana	No	175	4	277	214	396	312	235	343	121
HENRY COUNTY MEMORIAL HOSPITAL	150030	Indiana	No	164	4	Unknown	Unknown	237	Unknown	Unknown	261	Unknown
JOHNSON MEMORIAL HOSPITAL	150001	Indiana	No	115	4	258	189	280	235	212	320	119
VAJOR HOSPITAL	150097	Indiana	No	146	3	285	202	319	326	213	374	119
MARGARET MARY COMMUNITY HOSPITAL INC	151974	Indiana	Yes	109	5	179	122	210	134	126	231	114

Please visit the Glossary tab for more information about this tool and its data sources.

This tool is maintained by the Employer's Forum of Indiana.

# Hospital Value Dashboard Full Launch

The final HVD version will be open to the public mid-March 2022. This version will include the following data sources:

1. **RAND 4.0** Hospital Price Transparency Study noting hospital relative commercial prices paid for over 3000 hospitals in the U.S. (to be published in March 2022)
2. **National Academy of State Health Policy (NASHP) Hospital Cost Tool** noting hospital commercial breakeven prices for over 3000 hospitals in the U.S.
3. **CMS Overall Hospital Quality Star Rating** noting quality for over 5000 hospitals in the U.S. This data is updated quarterly.
4. **Relative negotiated prices posted by hospitals** on their own websites for over 3000 hospitals in the U.S. (tentatively)

Updated **Quantros/Healthcare Bluebook** hospital quality data from 2021 for 39 clinical categories for over 3000 hospitals in the U.S. will be available upon request for Employers' Forum of Indiana members only.

CELEBRATING OUR



2001 - 2021