

INTRODUCING


SAGE TRANSPARENCYTM 2.0



Gloria Sachdev, BS Pharm, PharmD

President & CEO, Employers' Forum of Indiana


gloria@employersforumindiana.org



2024

National **Healthcare Price
Transparency** Conference

The Problem



We know wide **variation in hospital prices and quality** exists.



All of us want to go to the **best quality** at the **best price** but it is hard to wade through the data.

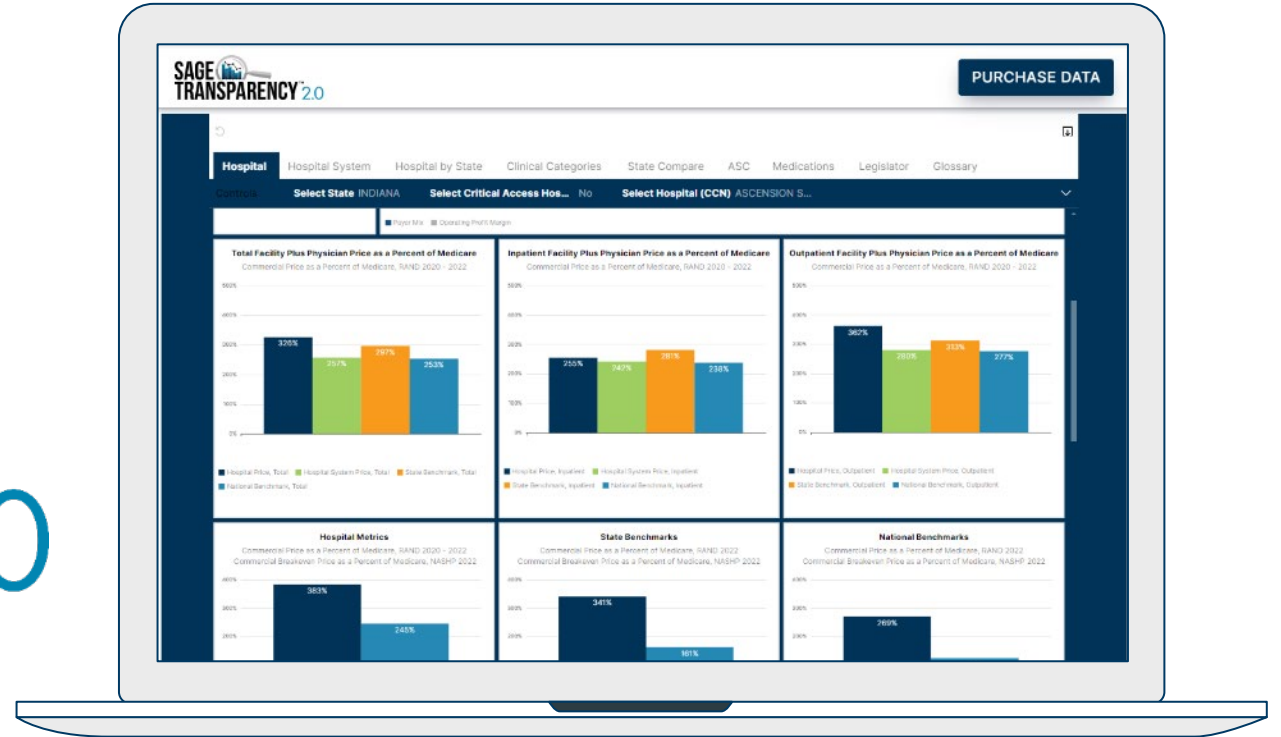


How do we make hospital price and quality information **easily accessible and useful**?



INTRODUCING

SAGE TRANSPARENCY™ 2.0



2024

National Healthcare Price
Transparency Conference



Sage Transparency Data Sources

PUBLIC

**PT5, conducted by
RAND**

Prices paid by
employers & insurers

**NASHP Hospital
Cost Tool**

Commercial payer mix, breakeven
cost, operating profit margin

**Centers for Medicare &
Medicaid Services (CMS)**

Quality ratings: Hospital Star
Rating, Patient Experience
Star Rating, HRRP Penalty

PROPRIETARY

January Advisors

Hospitals per Legislator district

**Quantros
(Healthcare Bluebook)**

Quality ratings



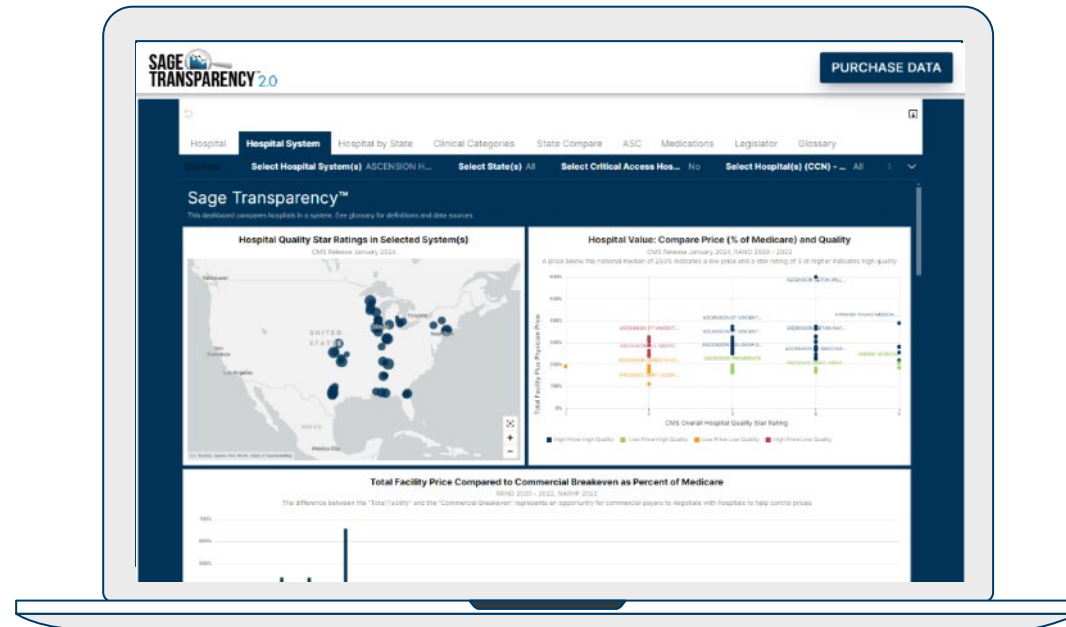
Ready for Launch!

SageTransparency.org



Sage Advice brought to you by ...

Sagetransparency.org



Reset all your selected filters

Filter using intuitive controls

Click on the column heading to sort or freeze

Leave feedback on your experience

Return to employerptp.org

Move between dashboards by selecting the tabs

Coming Soon! Purchase custom data extracts

Print or export to PDF

Collapse / expand filters

View the selected chart in full screen mode

For EFI internal use only

SAGE TRANSPARENCY 2.0

PURCHASE DATA

Hospital Hospital System Hospital by State Clinical Categories **State Compare** ASC Medications Legislator Glossary

Controls

Select State(s): ILLINOIS, INDIANA, KENTUCKY, MI...
 Select Price Metric: Total Facility Plus Physician

National Comparison: Commercial Breakeven as a Percent of Medicare
 NASHP 2022
 The Breakeven Price should only be compared to Total Facility Price.

Percent of Medicare

250%
200%
100%
0%

National Median: 122%

State Metrics Data Table
 RAND 2022, NASHP 2022
 *The Breakeven Price should only be compared to Total Facility Price.

State	Outpatient Facility Plus Physician	Total Physician	Inpatient Physician	Outpatient Physician	Total Facility*	Inpatient Facility	Outpatient Facility	Commercial Breakeven*
INDIANA	297%	281%	313%	142%	122%	153%	341%	310%

Powered by QuickSight

RETURN FEEDBACK Login



Sage Transparency Data will be Updated Quarterly

Feedback Welcome!



Disclaimer

The Employers' Forum of Indiana (EFI) provides Sage Transparency™ as a compilation of various information resources, delivered in good faith, and believed accurate at publication. However, all content is provided 'AS IS' and 'AS AVAILABLE' without any warranty, express or implied, including as to the accuracy, reliability, or completeness of the provided information. EFI disclaims all responsibility for any errors, omissions, or inaccuracies in the tool and for any outcomes resulting from its use. Users assume full risk and responsibility for their reliance on any information provided. EFI and its affiliates are not liable for any damages arising from use, reliance, or distribution of the provided analysis and information. EFI reserves the right to modify and update the content without notice. The views and opinions are solely those of EFI staff and do not reflect those of its members or third parties. Sage Transparency does not provide legal advice.

Sage Transparency™ is a trademark of the Employers' Forum of Indiana. Unauthorized use is prohibited.



Special thanks to the EFI project team!



Sara Otte
Director of Business
Operations



Julie Reyes
Consultant



Sarah Stewart
Consultant



Lauren Vela
Consultant

...And our development contractor!



...And our data partners!

